
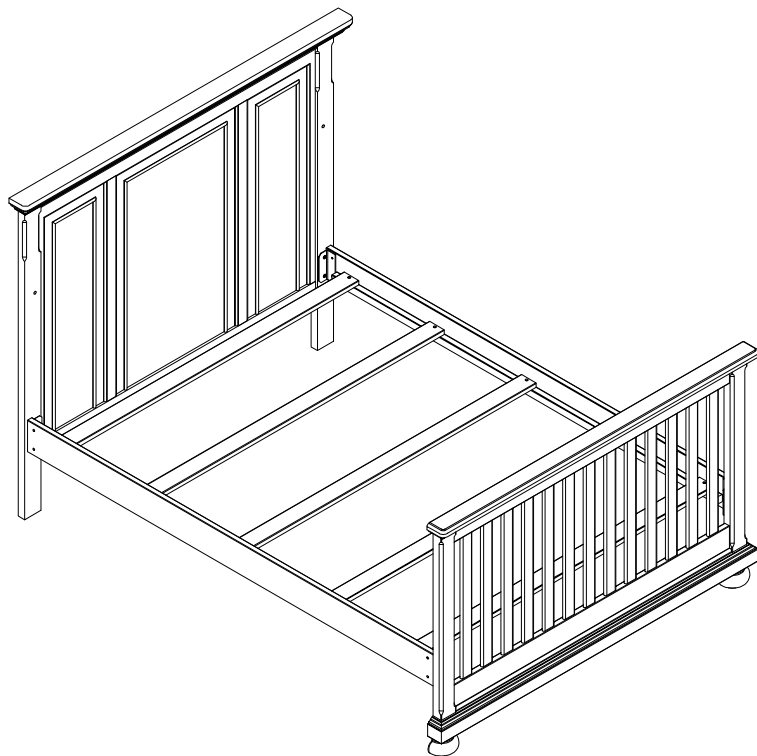


ASSEMBLY INSTRUCTIONS

Conversion Kit
GEORGETOWN
Model # 11670




CENTENNIAL

"RECOMMENDATION: We recommend the use of a Bunkie Board or box spring under a mattress for this conversion kit."

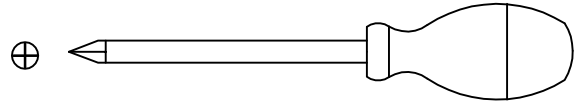
Carefully remove and lay out all parts. Familiarize yourself with all exhibits and diagrams to facilitate the assembly of your crib

TOOLS REQUIRED :

Allenkey (supplied)



Screw Driver (Unsupplied)




PART ENCLOSED IN CARTON

A. Rails (2 pcs)



B. Slat (5 pcs)

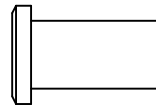


HARDWARE

C. Allenbolt 1 1/4" (30 mm) (4 pcs)



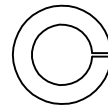
L. Nut 3/4" (20 mm) (6 pcs)



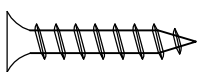
D. Allenbolt 3/4" (20 mm) (6 pcs)



W. Spring Washer (8 pcs)



G. Screw 1" (25 mm) (10 pcs)



N. Allenkey (2 pcs) (length may vary)



Make sure the bolts are tightly locked against the washers during assembly.
 (Please add an extra 1/2 revolution to all the bolts when using spring washer after tightening)